

# Pennsylvania Community Foundations

*A Statistical Snapshot - 2022*



Community Foundation Research and Training Institute

[www.cfrti.com](http://www.cfrti.com)

(260) 804-5617

## SUMMARY

Pennsylvania is home to more than 40 community foundations. Those community foundations employ 537 staff members and are governed by 656 board members.

As will be shown on the following pages, 43 foundations with collective assets of more than \$4.3 billion serve Pennsylvania. In 2022 they received gifts totaling nearly \$368 million and awarded grants and scholarships of almost \$246 million.

Donor advised funds have been and will continue to be an important part of the philanthropic efforts of community foundations. Around 23% of Pennsylvania community foundation assets are held in donor advised funds. This, however, is less than the national average of 33%.

We appreciate the ability to work with PACFA on this project and thank them for their support. Any errors are, of course, the responsibility of the Community Foundation Research and Training Institute.

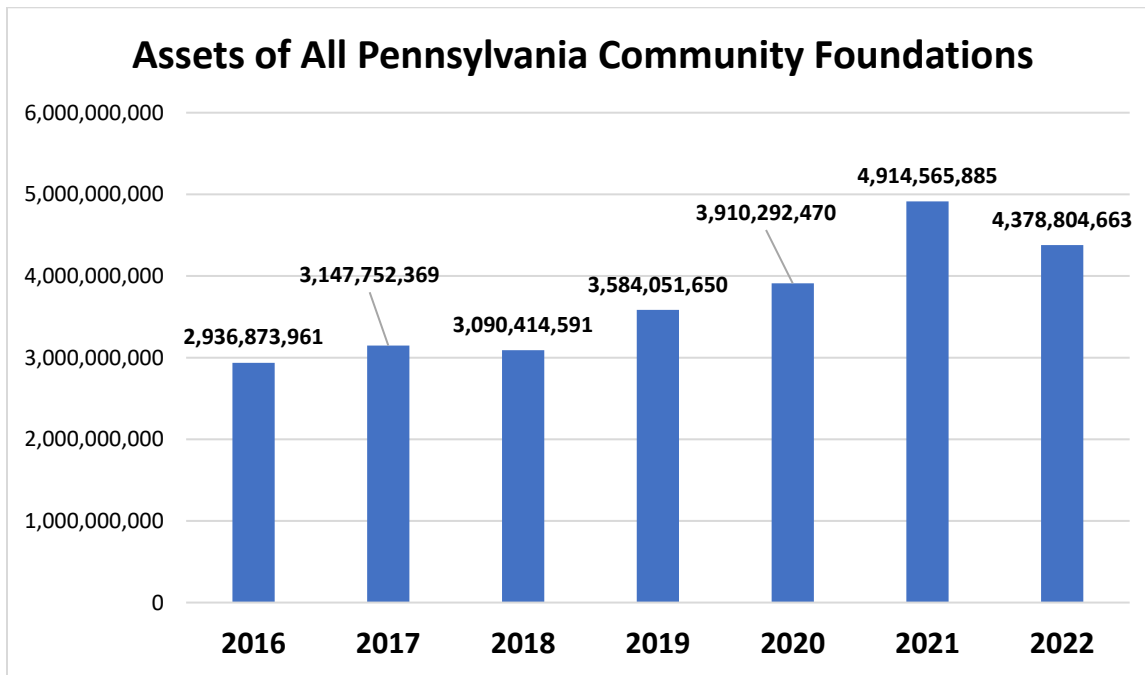
## CONTENTS

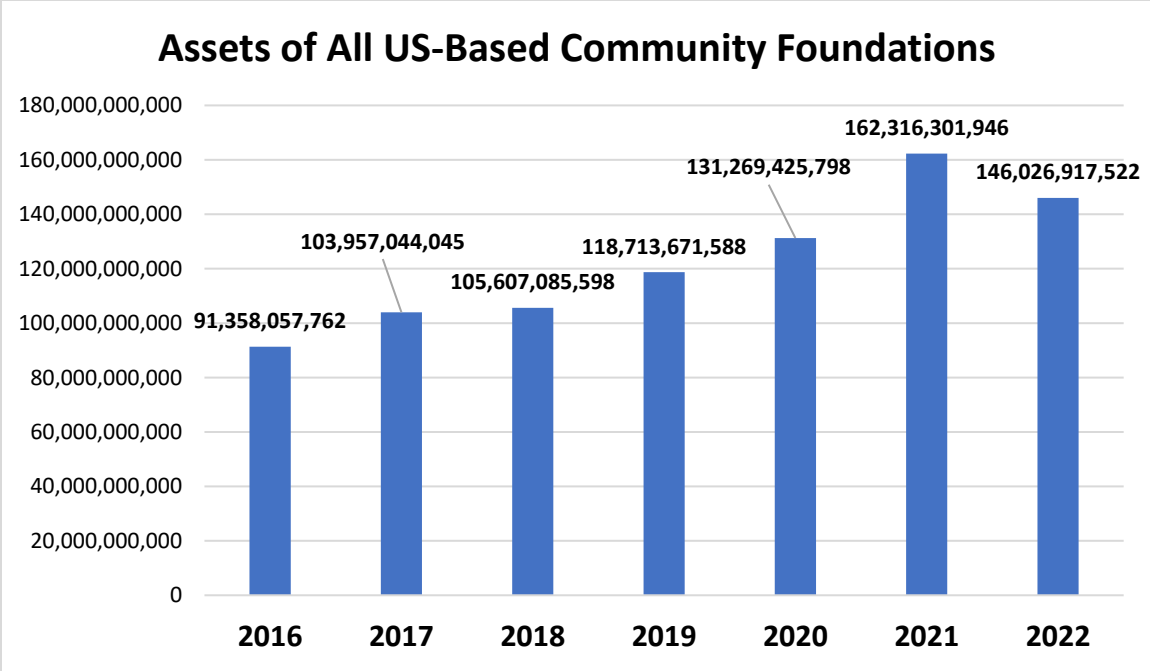
Summary.....	2
Asset levels and growth .....	3
Gifts Received.....	10
Board and Staff Members .....	12
Board Members of Community Foundations .....	13
Staffing Patterns at Community foundations .....	14
Donor Advised Funds .....	18

## ASSET LEVELS AND GROWTH

From 2021 to 2022, assets at Pennsylvania community foundations fell 11%, from \$4.9 billion to \$4.4 billion. A similar decline was also experienced by all US-based community foundations, as nationwide community foundation assets declined 9.6% from \$146.3 billion to \$132.2 billion. The drop can be tied directly to negative stock market returns, as during the twelve months of 2022 the S&P 500 stock index fell by slightly more than 18%.

From 2016 to 2022, asset levels at community foundations in Pennsylvania grew from \$2.9 billion to \$4.4 billion. This is an increase over that time period of about 51%. This growth was slightly less than the nationwide growth of community foundation over these years. Nationwide, total community foundation assets stood at \$91.4 billion in 2016, growing to \$146 by the end of 2022. This is an increase of about 59%.





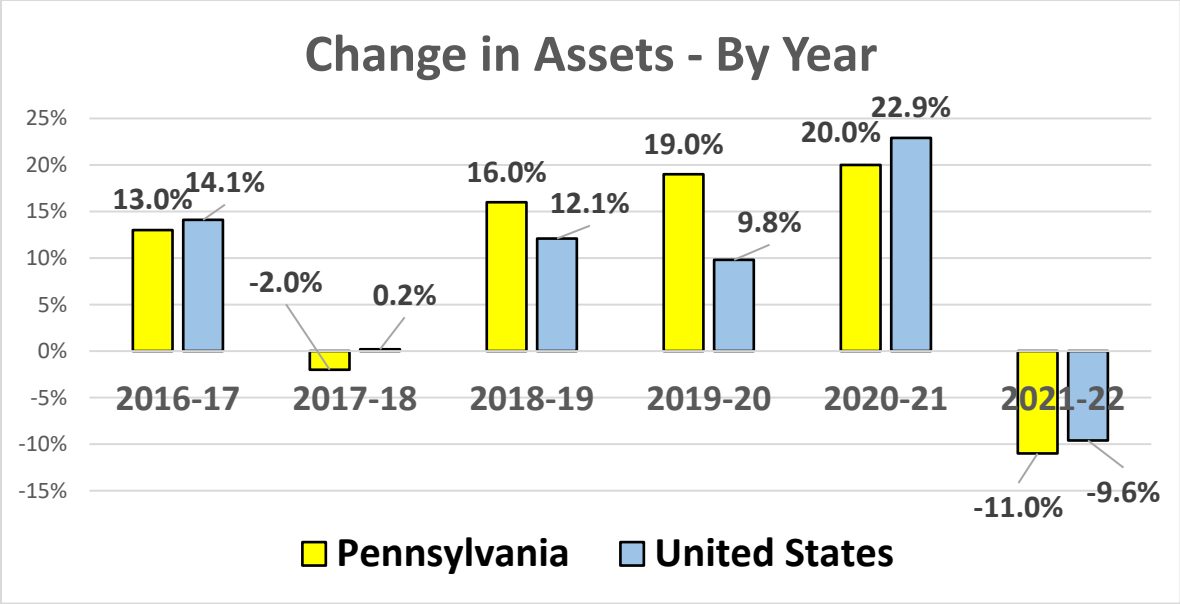
As shown in the chart, the Pittsburgh Foundation is the largest community foundation in Pennsylvania (\$1.4 billion in assets as of 2022). In 2022, the Pittsburgh Foundation was the 17<sup>th</sup>-largest community foundation in the country.

Following Pittsburgh, the largest community foundations in Pennsylvania are the Philadelphia Foundation (\$726 million in asset), Erie Community Foundation (\$373 million) and Lancaster County Community Foundation (\$196 million).

The next two pages show asset levels for all Pennsylvania community foundations in 2021 and 2022.

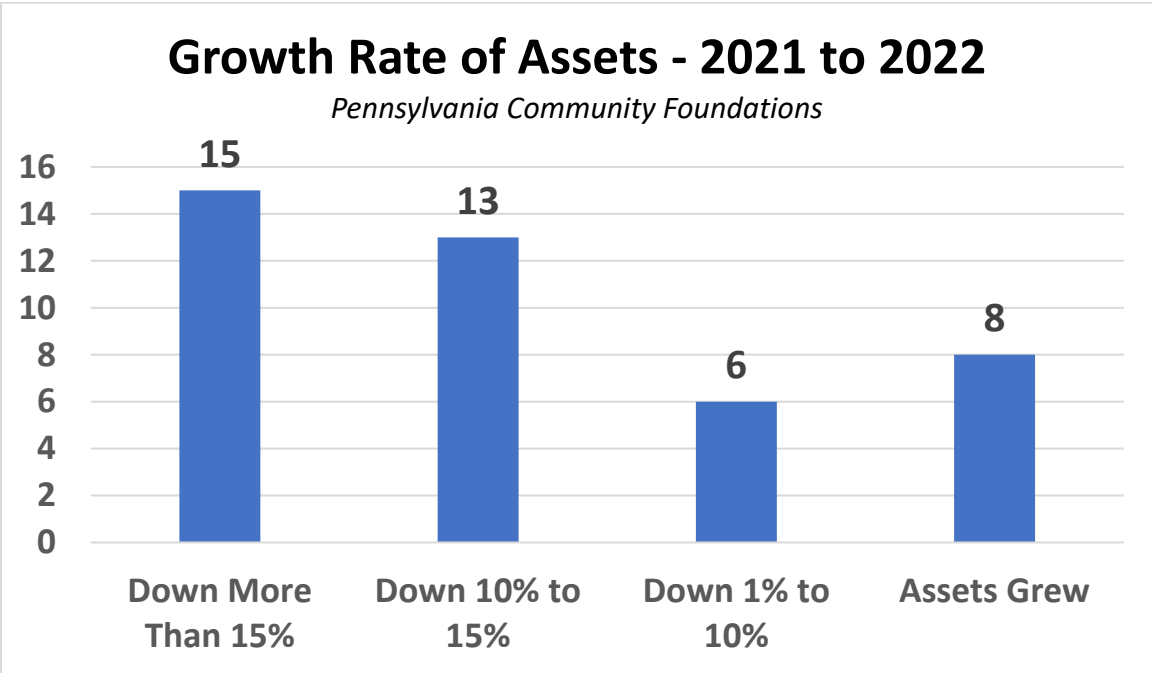
Pennsylvania Community Foundations				
Rank	Name	Assets 2022	Assets 2021	Change
1	Pittsburgh Foundation	\$ 1,385,827,873	\$ 1,626,731,265	-15%
2	Philadelphia Foundation	\$ 725,998,909	\$ 802,605,033	-10%
3	Erie Community Foundation	\$ 373,433,327	\$ 370,328,464	1%
4	Lancaster County CF	\$ 195,515,173	\$ 231,498,991	-16%
5	York County Community Foundation	\$ 189,572,190	\$ 211,166,160	-10%
6	First CF Partnership of PA	\$ 137,459,344	\$ 133,727,811	3%
7	Berks County Community Foundation	\$ 123,978,650	\$ 120,133,374	3%
8	Foundation for Enhancing Communities	\$ 117,095,150	\$ 145,817,285	-20%
9	CF of Western PA & Eastern Ohio	\$ 110,760,070	\$ 123,167,161	-10%
10	CF for the Alleghenies	\$ 95,488,417	\$ 101,817,325	-6%
11	CF of Warren County	\$ 90,550,339	\$ 111,169,242	-19%
12	Chester County Community Foundation	\$ 86,163,241	\$ 91,764,111	-6%
13	Foundation for Delaware County	\$ 72,452,821	\$ 78,464,978	-8%
14	Pottstown Area Health & Wellness Fdn	\$ 71,450,883	\$ 70,931,330	1%
15	Centre Foundation	\$ 70,860,697	\$ 81,226,751	-13%
16	Lehigh Valley Community Foundation	\$ 70,585,243	\$ 80,747,413	-13%
17	Community Giving Foundation	\$ 64,313,270	\$ 84,175,286	-24%
18	Luzerne Foundation	\$ 61,439,723	\$ 54,069,424	14%
19	Scranton Area Foundation	\$ 52,409,547	\$ 60,897,206	-14%
20	Washington County CF	\$ 47,540,692	\$ 56,634,793	-16%

<b>Pennsylvania Community Foundations</b>				
<b>Rank</b>	<b>Name</b>	<b>Assets 2022</b>	<b>Assets 2021</b>	<b>Change</b>
21	Schuylkill Area Community Foundation	\$ 31,587,342	\$ 38,860,346	-19%
22	Crawford Heritage Community Foundation	\$ 28,653,403	\$ 34,137,162	-16%
23	Central Pennsylvania CF	\$ 25,672,060	\$ 28,583,715	-10%
24	CF of the Endless Mountains	\$ 25,010,751	\$ 27,658,427	-10%
25	Community Foundation of Fayette County	\$ 21,669,815	\$ 24,512,362	-12%
26	Adams County CF	\$ 20,193,246	\$ 22,715,420	-11%
27	CF of the Northern Alleghenies	\$ 17,333,007	\$ 18,748,864	-8%
28	Bridge Builders Community Foundations	\$ 15,946,859	\$ 20,576,315	-22%
29	Armstrong County Community Foundation	\$ 15,611,859	\$ 18,051,448	-14%
30	North East Community Foundation	\$ 15,058,811	\$ 11,474,978	31%
31	Poise Foundation	\$ 13,933,027	\$ 17,239,498	-19%
32	Bucks County Foundation	\$ 13,336,539	\$ 16,590,883	-20%
33	Clinton County Community Foundation	\$ 11,503,676	\$ 14,305,405	-20%
34	Community Foundation for Twin Tiers	\$ 10,822,644	\$ 12,229,247	-12%
35	Wayne County CF	\$ 12,099,954	\$ 9,989,156	21%
36	Beaver County Foundation	\$ 9,708,990	\$ 11,760,813	-17%
37	CF of Greene County, PA	\$ 7,556,357	\$ 8,896,150	-15%
38	Greater Pike Community Foundation	\$ 6,086,226	\$ 4,720,455	29%
39	Montgomery County Foundation	\$ 5,786,273	\$ 6,846,904	-15%
40	Mt. Lebanon Community Endowment	\$ 1,466,643	\$ 1,537,727	-13%
41	Bethel Park Community Foundation	\$ 664,258	\$ 733,949	-9%
42	Middletown Community Foundation	\$ 225,049	\$ 226,127	0%
43	Punxsutawney Area CF	\$ 20,226	\$ 6,517	210%

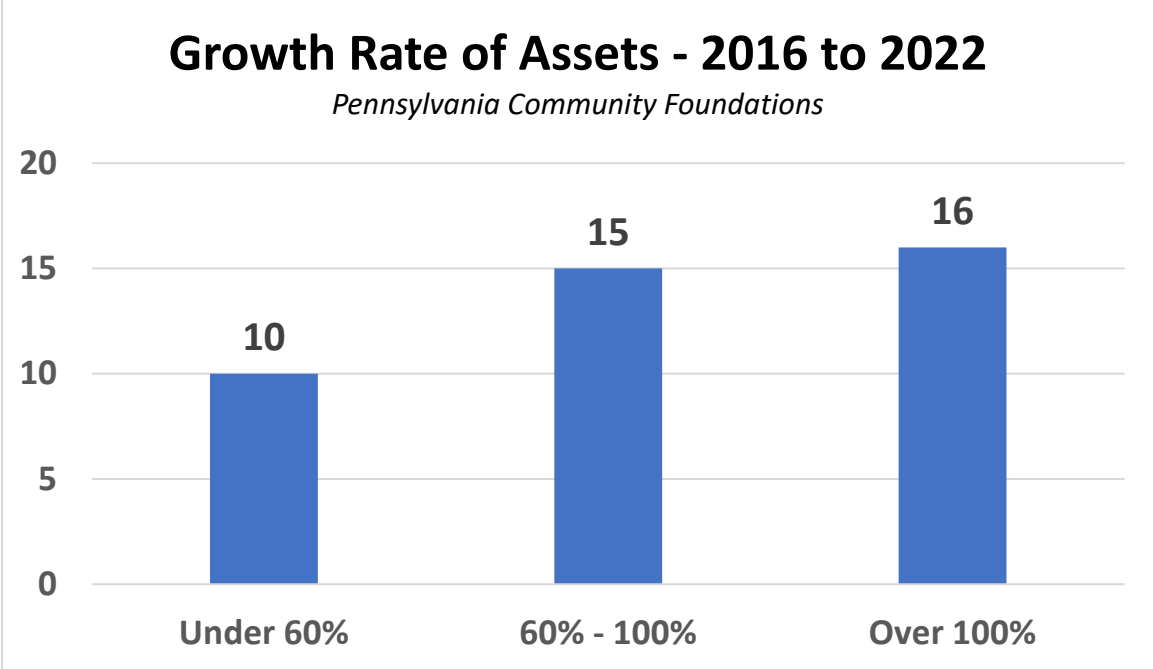


The chart above shows annual change in assets for Pennsylvania community foundations versus growth rates for all foundations based in the United States.

The charts below show summarized growth rates for Pennsylvania community foundations. First, the categories of growth are shown for one year (2021 to 2022).



This chart shows growth categories for Pennsylvania community foundations for a longer time period – 2016 to 2022.





## Fastest Growing Pennsylvania Community Foundations

*2016 to 2022*

	<u>Assets 2022</u>	<u>Assets 2016</u>	<u>Change</u>
Wayne County Community Foundation	\$ 12,099,954	\$ 3,275,305	269.0%
North East Community Foundation	\$ 15,058,811	\$ 5,008,082	200.7%
Washington County CF	\$ 47,540,692	\$ 19,307,226	146.2%
Mt. Lebanon Community Endowment	\$ 1,466,643	\$ 603,423	143.1%
Greater Pike Community Foundation	\$ 6,086,226	\$ 2,608,893	133.3%
Poise Foundation	\$ 13,933,027	\$ 6,114,018	127.9%
CF of the Endless Mountains	\$ 25,010,751	\$ 11,973,826	108.9%
Community Foundation for Twin Tiers	\$ 10,822,644	\$ 5,229,276	107.0%
Centre Foundation	\$ 70,860,697	\$ 35,297,337	100.8%

## Fastest Growing Pennsylvania Community Foundations

*2021 to 2022*

	<u>Assets 2022</u>	<u>Assets 2016</u>	<u>Change</u>
Punxsutawney Area Community Foundation	\$ 20,226	\$ 6,517	210%
North East Community Foundation	\$ 15,058,811	\$ 11,474,978	31%
Greater Pike Community Foundation	\$ 6,086,226	\$ 4,720,455	29%
Wayne County Community Foundation	\$ 12,099,954	\$ 9,989,156	21%
Luzerne Foundation	\$ 61,439,723	\$ 54,069,424	14%
Berks County Community Foundation	\$ 123,978,650	\$ 120,133,374	3%
First CF Partnership of PA	\$ 137,459,344	\$ 133,727,811	3%
Pottstown Area Health & Wellness Foundation	\$ 71,450,883	\$ 70,931,330	1%
Erie Community Foundation	\$ 367,000,000	\$ 375,888,980	-2%

## GIFTS RECEIVED

Pennsylvania community foundations received \$368 million in gifts in 2022, a slight increase from the \$351 million received in 2021.

Pennsylvania Community Foundations				
Rank	Name	<u>Assets 2022</u>	<u>Gifts Received 2022</u>	<u>Gifts as % of Assets</u>
1	Pittsburgh Foundation	\$ 1,385,827,873	\$42,802,655	3%
2	Philadelphia Foundation	\$ 725,998,909	\$45,110,291	6%
3	Erie Community Foundation	\$ 373,433,327	\$56,366,138	15%
4	Lancaster County CF	\$ 195,515,173	\$14,919,510	8%
5	York County Community Foundation	\$ 189,572,190	\$ 8,986,147	5%
6	First CF Partnership of PA	\$ 137,459,344	\$27,600,219	20%
7	Berks County Community Foundation	\$ 123,978,650	\$ 5,565,240	4%
8	Foundation for Enhancing Communities	\$ 117,095,150	\$ 4,090,245	3%
9	CF of Western PA & Eastern Ohio	\$ 110,760,070	\$14,205,545	13%
10	CF for the Alleghenies	\$ 95,488,417	\$31,781,287	33%
11	CF of Warren County	\$ 90,550,339	\$ 559,124	1%
12	Chester County Community Foundation	\$ 86,163,241	\$19,035,180	22%
13	Foundation for Delaware County	\$ 72,452,821	\$ 7,912,541	11%
14	Pottstown Area Health/Wellness Fdn	\$ 71,450,883	\$ 8,835	0%
15	Centre Foundation	\$ 70,860,697	\$ 4,058,230	6%
16	Lehigh Valley Community Foundation	\$ 70,585,243	\$ 8,660,450	12%
17	Community Giving Foundation	\$ 64,313,270	\$ 2,080,762	3%
18	Luzerne Foundation	\$ 61,439,723	\$19,422,420	32%
19	Scranton Area Foundation	\$ 52,409,547	\$ 7,198,204	14%
20	Washington County CF	\$ 47,540,692	\$ 3,213,368	7%

<b>Pennsylvania Community Foundations</b>				
<b>Rank</b>	<b>Name</b>	<b><u>Assets 2022</u></b>	<b><u>Gifts Received 2022</u></b>	<b><u>Gifts as % of Assets</u></b>
21	Schuylkill Area Community Foundation	\$ 31,587,342	\$ 1,793,507	6%
22	Crawford Heritage Community Foundation	\$ 28,653,403	\$ 1,500,243	5%
23	Central Pennsylvania CF	\$ 25,672,060	\$ 2,611,493	10%
24	CF of the Endless Mountains	\$ 25,010,751	\$ 6,009,507	24%
25	Community Foundation of Fayette County	\$ 21,669,815	\$ 2,087,396	10%
26	Adams County CF	\$ 20,193,246	\$ 3,632,534	18%
27	CF of the Northern Alleghenies	\$ 16,854,755	\$ 2,888,797	17%
28	Bridge Builders Community Foundations	\$ 15,946,859	\$ 991,041	6%
29	Armstrong County Community Foundation	\$ 15,611,859	\$ 1,337,901	9%
30	North East Community Foundation	\$ 15,058,811	\$ 5,270,595	35%
31	Poise Foundation	\$ 13,933,027	\$ 8,454,835	61%
32	Bucks County Foundation	\$ 13,336,539	\$ 101,736	1%
33	Clinton County Community Foundation	\$ 11,503,676	\$ 36,863	0%
34	Community Foundation for Twin Tiers	\$ 10,822,644	\$ 398,090	4%
35	Wayne County CF	\$ 9,989,156	\$ 2,628,444	26%
36	Beaver County Foundation	\$ 9,708,990	\$ 406,952	4%
37	CF of Greene County, PA	\$ 7,556,357	\$ 635,564	8%
38	Greater Pike Community Foundation	\$ 6,086,226	\$ 2,473,157	41%
39	Montgomery County Foundation	\$ 5,786,273	\$ 782,080	14%
40	Mt. Lebanon Community Endowment	\$ 1,466,643	\$ 51,122	3%
41	Bethel Park Community Foundation	\$ 664,258	\$ 69,777	11%
42	Middletown Community Foundation	\$ 225,049	\$ 182,717	81%
43	Punxsutawney Area CF	\$ 20,226	\$ 70,568	349%

## BOARD AND STAFF MEMBERS

According to the Form 990 for each foundation, here is summary information for all community foundations:

- Number of Foundations: 43<sup>1</sup>
- Number of Staff Members: 537
- Number of Board Members: 656

The following data was prepared using information provided on Form 990 from each community foundation in Pennsylvania.

---

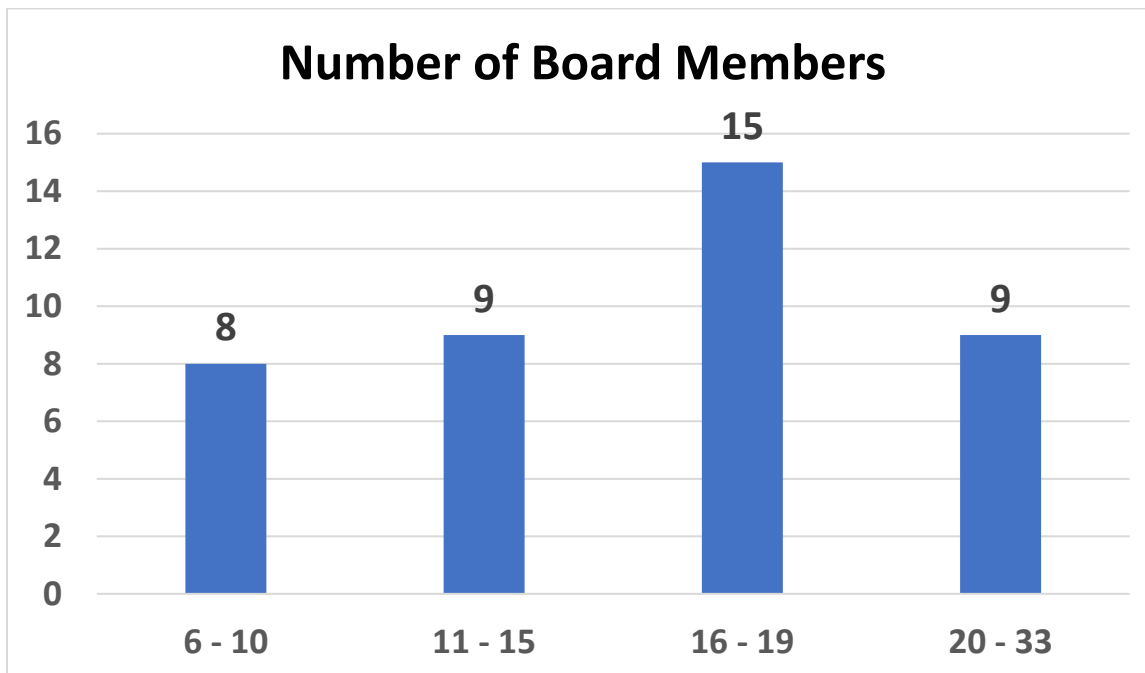
<sup>1</sup> For this study, we examined data from 42 foundations. 41 of those would meet the definition of a community foundation. One foundation in this study is a private foundation. In addition, one foundation files a Form 990 EZ, which does not include data on number of staff and board members

## BOARD MEMBERS OF COMMUNITY FOUNDATIONS

The number of board members per foundation can vary significantly – from six board members (Bucks Count Foundation) to a high of 33 board members (Bethel Park Community Foundation).

The number of board members at Pennsylvania community foundations mirrors the number at community foundations nationwide. Nationwide, the most common number of board members is 15 (at 71 community foundations) and 36% of all community foundations have between 13 and 18 board members.<sup>2</sup>

The distribution of board members for all Pennsylvania community foundations is shown below:



---

<sup>2</sup> See *Is There an Optimum Number of Community Foundation Board Members?* prepared by Community Foundation Research and Training Institute, May, 2018, available at <https://www.cfrti.com/researchavailable>.

## STAFFING PATTERNS AT COMMUNITY FOUNDATIONS

As might be expected, the number of staff at Pennsylvania community foundations is generally tied to asset levels – the higher the level of assets, the more staff. The following charts show staffing at all Pennsylvania community foundations, broken down by asset level. This information comes from the Form 990.<sup>3</sup>

For the information provided in this report, we have broken down the data by the size of the foundation. In each subject area, then, we provide not only aggregated data but also data based on the size of the foundation.

The chart below shows the category breakdown. The largest foundations (assets above \$100 million) are in category A; those in the middle (assets between \$30 million and \$100 million), Category B and the smaller foundations (assets below \$30 million) are in Category C.

On the following pages, then, are staffing patterns for community foundations broken down by category. Also shown is a calculation of assets per staff member.

<b>Pennsylvania Community Foundations</b>		
Categories, By Asset Size		
<u>Category Name</u>	<u>Asset Size</u>	<u>Number of Foundations</u>
Category A	Greater than \$100 million	9
Category B	\$30 million to \$100 million	12
Category C	Less than \$30 million	22

---

<sup>3</sup> Note that the Form 990 tends to overstate the number of staff members. Question #5 asks for “number of individuals employed in the calendar year”. Thus, if one position has turnover (one staff departs, a new one is hired) that would count as 2 staff, even though they served in only one position.

## Staffing Patterns

### Category A

<u>Category Name</u>	<u>Asset Size</u>	<u>Number of Staff</u>	<u>Assets per Staff</u>
Pittsburgh Foundation	\$ 1,385,827,873	80	\$ 17,322,848
Philadelphia Foundation	\$ 725,998,909	41	\$ 17,707,290
Erie Community Foundation	\$ 373,433,327	19	\$ 19,315,789
Lancaster County Community Foundation	\$ 195,515,173	16	\$ 12,219,698
York County Community Foundation	\$ 189,572,190	16	\$ 11,848,262
First CF Partnership of PA	\$ 137,459,344	17	\$ 8,085,844
Berks County Community Foundation	\$ 123,978,650	16	\$ 7,748,666
Foundation for Enhancing Communities	\$ 117,095,150	35	\$ 3,345,576
CF of Western PA & Eastern Ohio	\$ 110,760,070	9	\$ 12,306,674

## Staffing Patterns

### Category B

<u>Category Name</u>	<u>Asset Size</u>	<u>Number of Staff</u>	<u>Assets per Staff</u>
Community Foundation for the Alleghenies	\$ 95,488,417	38	\$ 2,512,853
Community Foundation of Warren County	\$ 90,550,339	2	\$ 45,275,170
Chester County Community Foundation	\$ 86,163,241	18	\$ 4,786,847
Foundation for Delaware County	\$ 72,452,821	84	\$ 862,534
Centre Foundation	\$ 70,860,697	8	\$ 8,857,587
Lehigh Valley Community Foundation	\$ 70,585,243	13	\$ 5,429,634
Community Giving Foundation	\$ 64,313,270	9	\$ 7,145,919
Luzerne Foundation	\$ 61,439,723	7	\$ 8,777,103
Scranton Area Foundation	\$ 52,409,547	13	\$ 4,031,504
Washington County CF	\$ 47,540,692	10	\$ 4,754,069
Schuylkill Area Community Foundation	\$ 31,587,342	4	\$ 7,896,836



## Staffing Patterns

### Category C

<u>Category Name</u>	<u>Asset Size</u>	<u>Number of Staff</u>	<u>Assets per Staff</u>
Crawford Heritage Community Foundation	\$ 28,653,403	3	\$ 9,551,134
Central Pennsylvania CF	\$ 25,672,060	6	\$ 4,278,677
CF of the Endless Mountains	\$ 25,010,751	8	\$ 3,126,344
Community Foundation of Fayette County	\$ 21,669,815	6	\$ 3,611,636
Adams County CF	\$ 20,193,246	5	\$ 4,038,649
CF of the Northern Alleghenies	\$ 16,854,755	7	\$ 2,407,822
Bridge Builders Community Foundations	\$ 15,946,859	3	\$ 5,315,620
Armstrong County Community Foundation	\$ 15,611,859	3	\$ 5,203,953
North East Community Foundation	\$ 15,058,811	0	N/A
Poise Foundation	\$ 13,933,027	19	\$ 733,317
Bucks County Foundation	\$ 13,336,539	1	\$ 13,336,539
Clinton County Community Foundation	\$ 11,503,676	0	N/A
Community Foundation for Twin Tiers	\$ 10,822,644	4	\$ 2,705,661
Wayne County Community Foundation	\$ 9,989,156	2	\$ 4,994,578
Beaver County Foundation	\$ 9,708,990	3	\$ 3,236,330
CF of Greene County, PA	\$ 7,556,357	3	\$ 2,518,786
Greater Pike Community Foundation	\$ 6,086,226	5	\$ 1,217,245
Montgomery County Foundation	\$ 5,786,273	3	\$ 1,928,758
Mt. Lebanon Community Endowment	\$ 1,466,643	1	\$ 1,466,643
Bethel Park Community Foundation	\$ 664,258	0	N/A
Middletown Community Foundation	\$ 225,049	0	N/A
Punxsutawney Area CF	\$ 20,226	0	N/A

## DONOR ADVISED FUNDS

A donor advised fund is a fund in which the donor or someone named by the donor can periodically recommend recipients of charitable grants. They have become a very popular giving vehicle in the last ten years.

As of 2022 Pennsylvania community foundations administered 3,766 donor advised funds with assets of nearly \$1.1 billion. This compares to 3,100 accounts in 2016, with assets of \$582 million. This represents a 21% growth in the number of accounts, and an 71% growth in assets in these types of funds.

This growth contrasts, however, with the growth in donor advised funds at commercial donor advised fund providers (such as Fidelity, Schwab, and Vanguard). Donor advised funds have soared at these types of providers – up more than fivefold from 2016 to 2022.

### Donor Advised Fund Summary

<i>Pennsylvania Community Foundations</i>			
	Growth	2022	2016
# of Accounts	21%	3,766	3,100
Value of Accounts	71%	\$1,006,941,796	\$582,165,429
Average Account Size	42%	\$267,377	\$187,795
<b><u>Commercial DAFs</u></b>			
# of Accounts	510%	1,771,884	290,111
Value of Accounts	337%	\$152 billion	\$45 billion
Average Account Size	-46%	\$84,784	\$155,113

Interestingly, the average fund size of a donor advised fund at a commercial provider has dipped by nearly half, while the average fund size at a Pennsylvania community foundation is up by more than 40%.

The percentage of community foundation assets held in donor advised funds can differ significantly. Overall, about 23% of Pennsylvania community foundation assets are in donor advised funds. For some community foundations, however, they represent a much higher proportion of assets.

<b>Donor Advised Funds</b>			
<i>Community Foundations with Highest % DAFs</i>			
<u>Category Name</u>	<u>Asset Size</u>	<u>Value of DAFs</u>	<u>DAF as % of Assets</u>
Chester County Community Foundation	\$ 86,163,241	\$ 50,553,584	59%
Armstrong County Community Foundation	\$ 15,611,859	\$ 7,661,075	49%
Central Pennsylvania CF	\$ 25,672,060	\$ 12,199,483	48%
Lancaster County Community Foundation	\$ 195,515,173	\$ 91,415,037	47%
Greater Pike Community Foundation	\$ 6,086,226	\$ 2,517,868	41%
Beaver County Foundation	\$ 9,708,990	\$ 3,816,710	39%
Washington County CF	\$ 47,540,692	\$ 16,215,241	34%
Mt. Lebanon Community Endowment	\$ 1,466,643	\$ 464,890	32%
Montgomery County Foundation (PA)	\$ 5,786,273	\$ 1,723,912	30%

As shown above, some Pennsylvania community foundations have a high percentage of donor advised funds versus total assets. For five community foundations, their donor advised fund percentages exceeds 40% of assets.

It should be noted, however, that compared to the national community foundation field Pennsylvania community foundations tend to have a smaller percentage of donor advised funds than their national peers. Nationwide, the average community foundation has about 1/3 of their assets in donor advised funds (versus 23% for Pennsylvania). Furthermore, while only one Pennsylvania community foundation has more than 50% of their assets in donor advised funds, nationwide nearly 14% of all US-based community foundations have donor advised fund assets in excess of 50% of their total assets.

<b>Donor Advised Funds</b>			
<i>Category A</i>			
<u>Category Name</u>	<u>Asset Size</u>	<u>Value of DAFs</u>	<u>DAF as % of Assets</u>
Pittsburgh Foundation	\$ 1,385,827,873	\$ 399,076,965	28%
Philadelphia Foundation	\$ 725,998,909	\$ 121,845,733	17%
Erie Community Foundation	\$ 373,433,327	\$ 72,113,857	20%
Lancaster County Community Foundation	\$ 195,515,173	\$ 91,415,037	47%
York County Community Foundation	\$ 189,572,190	\$ 33,265,480	18%
First CF Partnership of PA	\$ 137,459,344	\$ 15,477,602	11%
Berks County Community Foundation	\$ 123,978,650	\$ 15,563,444	13%
Foundation for Enhancing Communities	\$ 117,095,150	\$ 16,597,423	14%
CF of Western PA & Eastern Ohio	\$ 110,760,070	\$ 32,331,307	29%

<b>Donor Advised Funds</b>			
<i>Category B</i>			
<u>Category Name</u>	<u>Asset Size</u>	<u>Value of DAFs</u>	<u>DAF as % of Assets</u>
Community Foundation for the Alleghenies	\$ 95,488,417	\$ 9,316,340	10%
Community Foundation of Warren County	\$ 90,550,339	\$ 11,839,857	13%
Chester County Community Foundation	\$ 86,163,241	\$ 50,553,584	59%
Foundation for Delaware County	\$ 72,452,821	\$ 1,917,567	3%
Centre Foundation	\$ 70,860,697	\$ 12,811,893	18%
Lehigh Valley Community Foundation	\$ 70,585,243	\$ 13,296,611	19%
Community Giving Foundation	\$ 64,313,270	\$ 7,182,871	11%
Luzerne Foundation	\$ 61,439,723	\$ 17,721,675	29%
Scranton Area Foundation	\$ 52,409,547	\$ 8,408,259	16%
Washington County CF	\$ 47,540,692	\$ 16,215,241	34%
Schuylkill Area Community Foundation	\$ 31,587,342	\$ 2,808,151	9%

## Donor Advised Funds

### *Category C*

<u>Category Name</u>	<u>Asset Size</u>	<u>Value of DAFs</u>	<u>DAF as % of Assets</u>
Crawford Heritage Community Foundation	\$ 28,653,403	\$ 7,214,527	25%
Central Pennsylvania CF	\$ 25,672,060	\$ 12,199,483	48%
CF of the Endless Mountains	\$ 25,010,751	\$ 3,545,545	14%
Community Foundation of Fayette County	\$ 21,669,815	\$ 5,542,145	26%
Adams County Community Foundation (PA)	\$ 20,193,246	\$ 2,688,630	13%
CF of the Northern Alleghenies	\$ 16,854,755	\$ 3,839,558	23%
Bridge Builders Community Foundations	\$ 15,946,859	\$ 751,422	5%
Armstrong County Community Foundation	\$ 15,611,859	\$ 7,661,075	49%
North East Community Foundation	\$ 15,058,811	\$ 358,117	2%
Poise Foundation	\$ 13,933,027	\$ 1,002,226	7%
Bucks County Foundation	\$ 13,336,539	\$ 1,427,652	11%
Clinton County Community Foundation	\$ 11,503,676	\$ -	0%
Community Foundation for Twin Tiers	\$ 10,822,644	\$ 183,183	2%
Wayne County CF	\$ 9,989,156	\$ 1,669,906	17%
Beaver County Foundation	\$ 9,708,990	\$ 3,816,710	39%
CF of Greene County, PA	\$ 7,556,357	\$ 576,050	8%
Greater Pike Community Foundation	\$ 6,086,226	\$ 2,517,868	41%
Montgomery County Foundation (PA)	\$ 5,786,273	\$ 1,723,912	30%
Mt. Lebanon Community Endowment	\$ 1,466,643	\$ 464,890	32%
Bethel Park Community Foundation	\$ 664,258	\$ -	0%
Middletown Community Foundation (PA)	\$ 225,049	\$ -	0%
Punxsutawney Area CF	\$ 20,226	\$ -	0%

## *About the Author*

David Bennett is the President of the Community Foundation Research and Training Institute.

From 1995 to 2018, David served as the Executive Director of the Community Foundation of Greater Fort Wayne. During that time, assets grew from \$30 million to \$150 million, and annual grantmaking from \$1 million to \$10 million. David twice served as the chair of the Community Foundation Committee of the Indiana Philanthropy Alliance.

After retiring from the Community Foundation of Greater Fort Wayne, David served as the interim president at the Lagrange County Community Foundation (Indiana), the Community Foundation of the Fox River Valley (Illinois) and the Foellinger Foundation (Indiana).

David earned his bachelor's degree in economics from Williams College, and Masters in Public Affairs from Princeton University.

David is the past president of the Fort Wayne Rotary Club and has been recognized as a Paul Harris Fellow.